


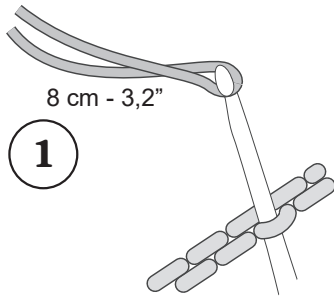


# PN-0196702

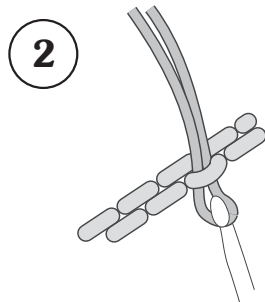


4 x 8 cm (3,2")  
ROOD/ROUGE/  
RED/ROT

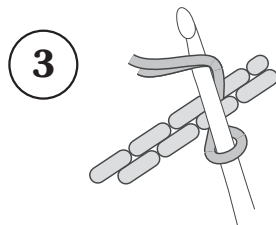
3 x 8 cm (3,2")  
WIT/BLANC/  
WHITE/WEIß



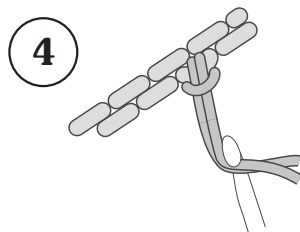
1



2



3



4

## Lange Sjaal:

Gebruikte steek : Ribbelsteek

Nr. 3 1/2

8 steken opzetten in kleur rood

- 4 nld kleur ROOD

- 2 nld kleur WIT

- 10 nld kleur ROOD

- 2 nld kleur WIT

4 x herhalen

- 4 nld rood + afkanten

## Longue Echarpe:

Point utilisés : Point mousse

Nr. 3 1/2

Monter 8 points couleur Rouge

- 4 rgs ROUGE

- 2 rgs BLANC

- 10 rgs ROUGE

- 2 rgs BLANC

4 x répéter

- 4 rgs ROUGE + attacher

## Long Scarf:

Used stitch : Garter Stitch

Nr. 3 1/2

Cast 8 Stitches RED colour

- 4 rows RED

- 2 rows WHITE

- 10 rows RED

- 2 rows WHITE

4 x repeats

- 4 rows Red + Cast off

## Langer Schal :

Gebrauchte Stiche : Rippen

Nr. 3 1/2

8 Maschen Anschlagen ROT

- 4 Reihen ROTE Farbe


- 2 Reihen WEIß Farbe

- 10 Reihen ROTE Farbe

- 2 Reihen WEIß Farbe

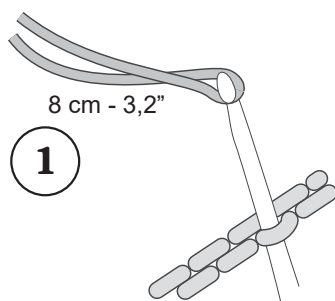
4 x wiederholen

- 4 Reihen Rote + Abketten

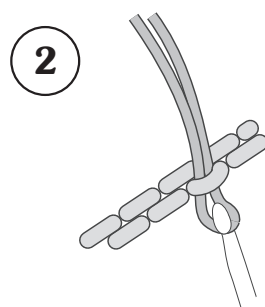


4 x 8 cm (3,2")  
ROOD/ROUGE/  
RED/ROT

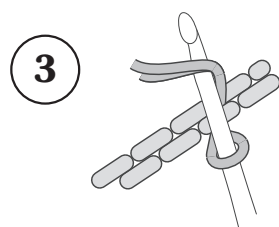
3 x 8 cm (3,2")  
WIT/BLANC/  
WHITE/WEIß



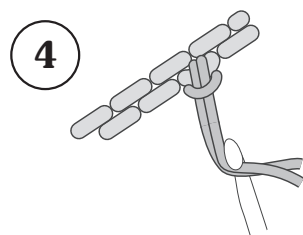
1



2



3



4

### Korte Sjaal:

Gebuijkte steek : Ribbelsteek

Nr. 3 1/2

8 steken opzetten in kleur rood

- 2 nld kleur ROOD

- 2 nld kleur WIT

- 10 nld kleur ROOD

- 2 nld kleur WIT

3 x herhalen

- 6 nld rood + afkanten

### Echarpe Courte:

Point utilisés : Point mousse

Nr. 3 1/2

Monter 8 points couleur Rouge

- 2 rgs ROUGE

- 2 rgs BLANC

- 10 rgs ROUGE

- 2 rgs BLANC

3 x répéter

- 6 rgs ROUGE + attacher

### Short Scarf:

Used stitch : Garter Stitch

Nr. 3 1/2

Cast 8 Stitches RED colour

- 2 rows RED

- 2 rows WHITE

- 10 rows RED

- 2 rows WHITE

3 x repeats

- 6 rows Red + Cast off

### Kurzes Schal:

Gebrauchte Stiche : Rippen

Nr. 3 1/2

8 Maschen Anschlagen ROT

- 2 Reihen ROTE Farbe

- 2 Reihen WEIß Farbe

- 10 Reihen ROTE Farbe

- 2 Reihen WEIß Farbe

3 x wiederholen

- 6 Reihen Rote + Abketten